

## The Easy Way To A Beautiful Entryway

Your Paragon purchase comes complete making it the easiest way to a beautiful entry. Our authorized dealers offer free, no obligation in-home consultation to provide you with professional advice in selecting door style, finish and hardware and an accurate measurement for exact fit.

### Choose Your Door Style...

Steel entry doors with smooth or stainable steel wood grain or advanced fiberglass material with architecturally correct rail and stile proportions and wood grain embossing.

### Choose Your Glass Style...

Beautiful combinations of decorative glass and metal coming with matching sidelites in full view, half glass and many other designs.

### Choose Your Door Color...

21 paint and 8 stain finishes, factory-applied using an oven-cured process.

### Choose Your Hardware...

Dozens of lockset designs in a variety of finishes plus factory-installed accessories (mail slots, door knockers, peepsites).

### Schedule Your Professional Installation...

Trained installers will remove your old door and have your new Paragon entry door installed quickly with a perfect fit.

### Create a Coordinated Entryway with Paragon Storm Doors...

Match or coordinate your Paragon storm door color with a Paragon entry door color for a beautifully designed entryway system. With matching color palettes and keyed-alike locks, your entryway is beautifully coordinated and easy to use.



Color Coordinated with Entry Doors!

Can be Keyed-Alike with Entry Doors!

# Energy Efficiency

## Energy Efficiency That Saves You Money

### Save up to \$1,500 with Federal Tax Credits For Energy Efficiency

Purchase a qualifying Paragon entry door and get 30% of the purchase price (up to \$1,500 total) in the form of a federal tax credit. Unlike a tax deduction, which reduces the amount of income subject to tax, a tax credit directly reduces the tax itself!

#### How Does It Work?

Look for the ENERGY STAR label to find doors eligible for the tax credit. Eligible doors will show 0.30 or lower in U-Factor and 0.30 or lower in SHGC (Solar Heat Gain Coefficient) rating on the label.

The project must be "placed into service" in 2009 or 2010, which means you must have the door installed between January 1, 2009 and December 31, 2010.


Fill out IRS Form 5695 before April 15, 2010 for 2009 installs or before April 15, 2011 for 2010 installs.

Look for the Paragon "Energy Tax Credit" symbol to find qualifying products or visit our website for more information.





















#### ENERGY STAR® Partner

Paragon Door Designs is proud to offer ENERGY STAR® qualified entry doors. In order to earn the ENERGY STAR, entry doors must meet regional criteria for U-value and solar heat gain. Look for the ENERGY STAR label to save money on utility bills, increase the comfort of your home, and help the environment.



# Paragon Advantage

## The Paragon Advantage

- Decorative or clear glass – thermally sealed – provides exceptional insulation while allowing natural light into your home. Features a 20-year seal failure warranty.   
- A palette of 21 paint and eight stain finishes helps reflect your style. The specially formulated industrial coatings from Sherwin-Williams are factory-applied to ensure a hard, durable finish that will last for years. Features a five-year warranty.  
- xGen™ high performance glass frame withstands the punishment of weather better than competitors' frames and features a 10-year warranty – the best in the industry. 
- Decorative door hardware made by Schlage® is protected by the Ultima™ Lifetime Anti-Tarnish warranty. Features a lifetime warranty against mechanical defects, and a Grade 1 rated deadbolt for the best residential security available. (Optional decorative hardware shown)  
- Decorative accessories including peepsites, knockers, mail or magazine slots, and kickplates are available in finishes to match lock hardware. Features a lifetime finish warranty.  
- Steel lock reinforcement plate is available on doors with wood jambs for added protection against forced entry. (Standard for new construction single door only configurations) 
- Vinyl-coated aluminum clad wood jambs are offered in nine decorative colors for a totally maintenance-free system. (Optional for new construction doors only)  
- Your door's solid polyurethane core is five times more energy efficient than wood and is environmentally safe. 
- Ball-bearing hinges are engineered to eliminate door sagging. The hinge finish will match your lock hardware selection.   
- Paragon's ENERGY STAR® qualified entry doors can keep your house comfortable and help save money on utility bills. 





### Key Benefits:



-  Beauty
-  Energy Efficiency
-  Security
-  Durability

## Replacement Doors (Not available in fiberglass)



- Patented adjustable strike plate permits easy adjustment to ensure your door seals perfectly and closes securely. (Replacement doors only)  




- L-frame jamb units made of 18-gauge steel provide added security and ease of installation. (Replacement steel doors only)  

## Fiberglass Door Advantages



- AquaGuard™ technology protects doors against water infiltration on all sides to prevent water damage such as warping, delamination, corrosion, rotting and the buildup of mold and mildew.
- Unique molding process creates deep-profile, high-impact resistant fiberglass skins with crisp shadow lines. Surfaces are easy to clean.
- Architecturally correct stile and rail proportions creates the warmth and texture qualities of traditional wood doors with the strength and weather protection of fiberglass.
- Raised beaded molding and enhanced grain pattern provide a sophisticated, hand-crafted look compared to traditional fiberglass doors.
- Extended 20" solid wood lockblock provides added reinforcement for door locks and hardware.



## Smooth Steel Door Advantages



- Strong 22-gauge hot-dipped galvanized steel door with a unitized steel perimeter for exceptional strength.
- Protective base ensures a beautiful finish.
- Patented adjustable hinge system allows simple adjustment of the door (5/8" up or down, 3/16" in or out) to compensate for uneven walls, natural shifts in the home or door frame, and to ensure a perfect, weather-tight seal.



## Stainable Steel Door Advantages




- Same outstanding features as smooth steel design, plus...
- Stainable steel doors feature a deeply embossed wood grain design and true stile and rail pattern to match the look of a fine oak door. Paragon's exclusive accent finishing technique ensures a realistic wood look.



## Interior Trim



Interior trim provides the picture frame for your entryway. Our solid wood trim is available in three profiles and can be factory stained or painted to match or complement your door.



3.5" Colonial    2.5" Colonial    2.5" Ranch

## Exterior Clad Jamb



No matter which door style you choose, maintenance-free vinyl-coated aluminum clad wood jambs are offered in several Paragon Entryway Coordinated Color System colors that will match or accent your new door. The inside jamb is not clad, but painted to match your specifications.



\*Part of Paragon Entryway Coordinated Color System.

## Sidelites and Transoms



Sidelites and transoms can dramatically expand your doorway and your decorating options. Choose from a single sidelite on either side of the door or create a "grand" entrance with dual sidelites and a matching transom. Sidelites and transoms offer attractive options to bring more in more light while creating an entryway that matches the personality of your home.

## Patio, Double Door and Three Door Configurations



Patio doors can be configured as a two door system with one operating door and one fixed door. Double door units feature two operating doors with hidden head and foot bolts on the passive door. Three door configurations consist of one operating door and two stationary units.



Classic Patio Door  
Center or side hinge, right or left door opens.



Double Door  
Two doors open for increased access.



Three Door System  
Any one door opens.

# Design

## Stain and Paint Finishes

Paragon entry doors are custom finished with specially formulated industrial coatings from Sherwin-Williams. The coatings are factory-applied to ensure a beautiful, durable finish that will last for years.




### Stain Finishes



Honey Pine



Light Oak



Pecan



Colonial Walnut\*



Walnut\*



Weathered Oak\*



Cherry



Mahogany\*

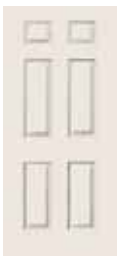
### Paint Finishes



Winter White (SD)



Ivory Tusk



Almond (SD)



Toga Tan



Adobe Beige



Claystone (SD)



Mocha\* (SD)



Flagstone



Tuxedo Gray



Saltbox\*



Sapphire Blue\*



Mallard\*



Forest Green\*



Ivy Green\* (SD)



Brown\* (SD)



Black\* (SD)



Merlot\*



Cranberry\* (SD)



Ember Red\*



Cardinal Red\*



Winterberry\*

**SD=Storm Doors available in these colors as part of Paragon Entryway Coordinated Color System, gloss finish only.**

The Paragon Entryway Coordinated Color System features matching colors among Paragon Entry Doors, Paragon Storm Doors, and Clad Jamb but finishes are different. Paragon Storm Doors feature high gloss finish, Paragon Entry Doors feature low sheen finish, Clad Jamb feature textured finish.

\*Due to possible heat build-up, the warranty does not apply for doors of these colors when installed behind storm doors.